

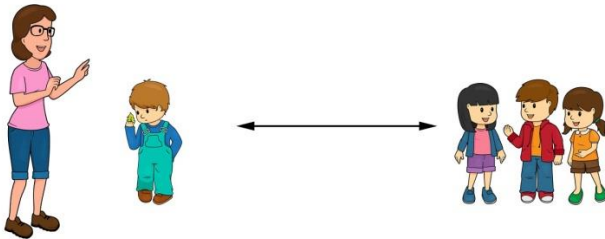


CAMPS ON TRACKS

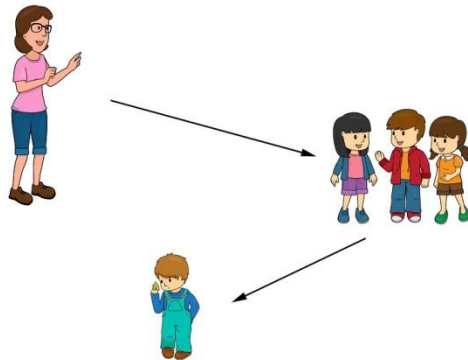
ESTD 2011

The Five Steps of Prompting Through Peers

Step 1: Guide the target camper(s) and peers to one another



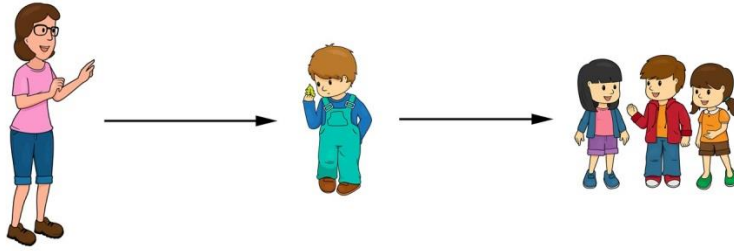
Step 2: Prompt peers on how to interact with the target camper



Prompt peers to:

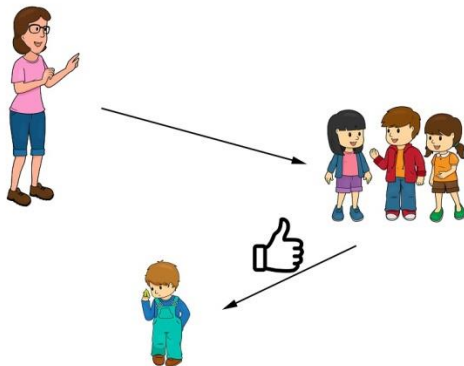
1. Model the skill (Show). If unsuccessful then:
2. Prompt the skill (Assist). If unsuccessful then:
3. Correct the camper (Right Thing). If unsuccessful then:
4. Persist with a reasonable effort (Try Again/Right Thing).

Step 3: Prompt the target camper(s) to respond (only if necessary)



If the target camper does not respond to the peer's request (i.e., to hand them the toy when asked), the adult prompts the camper to respond. This needs to occur to ensure peers are naturally reinforced socially for their actions. If the camper responds with the requested behaviour or communication, do not prompt the target camper.

Step 4: Prompt peers to reinforce the target camper



Ensure peers reinforce the target camper(s) use of the skill.

Step 5: Reinforce the peer's success

